


SWAROVSKI CRYSTAL PALACE

Sparkle Shady

Jaime Hayon

2007

A dazzling interplay of solidity and mutability, Sparkle Shady features a series of light shades covered in a textile and Swarovski crystal 'skin.' The resulting structures can change shape, creating an eversurprising, ever-engaging living installation.



	Weight	Lamping	Colors	Model Number
Sparkle Shady 01	10kg / 22.0lbs	max. 100W, E27 white globe incandescent lamp 220 V (EU)	Crystal	CPSE001CL
		max. 100W, E26 white globe incandescent lamp 120V (US)	Vintage Rose	CPSE001VR
			Smoked Topaz	CPSE001ST

42.5 cm
16.7"

Bottom View

46 cm
18.1"

Sparkle Shady 02	17kg / 37.5lbs	max. 100W, E27 white globe incandescent lamp 220 V (EU)	Crystal	CPSE002CL
		max. 100W, E26 white globe incandescent lamp 120V (US)	Jonquil	CPSE002JL
			Black Diamond	CPSE002BD

63 cm
24.8"

Bottom View

68.5 cm
27.0"

SWAROVSKI CRYSTAL PALACE

Sparkle Shady

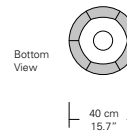
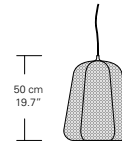
Jaime Hayon

2007

A dazzling interplay of solidity and mutability, Sparkle Shady features a series of light shades covered in a textile and Swarovski crystal 'skin.' The resulting structures can change shape, creating an ever-surprising, ever-engaging living installation.



	Weight	Lamping	Colors	Model Number
Sparkle Shady 04	7kg / 15.4lbs	max. 100W, E27 white globe incandescent lamp 220 V (EU)	Crystal	CPSE004CL

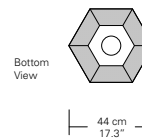
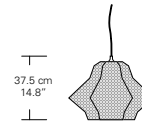


max. 100W, E26 white globe incandescent lamp 120V (US)

Chrysolite
Tanzanite

CPSE004CY
CPSE004TZ

Sparkle Shady 05	9.3kg / 20.5lbs	max. 100W, E27 white globe incandescent lamp 220 V (EU)	Crystal	CPSE005CL
------------------	-----------------	---	---------	-----------



max. 100W, E26 white globe incandescent lamp 120V (US)

Light Sapphire
Citrine
Crystal Copper

CPSE005LS
CPSE005CI
CPSE005CC